

Weekly price report on Eggs prices in the EU



Period:

2017 - 2019

Week :

2019



16


Disclaimer

*Please note that EU prices for eggs, are averages of the national prices communicated by Member States weighted with coefficients. The coefficients attributed to Member States' prices were modified on **1st July 2018**; from this date, the coefficient used for each Member State corresponds to this Member State's share in volume in total EU production over the last three years. This affects EU prices for eggs.*

| Week 2019 | → 16 | EUR / kg | Variation 1 week | Variation 1 month | Variation 1 year | Variation avg 2014 - 18 |
|-------------------|--------|------------|------------------|-------------------|------------------|-------------------------|
| EGGS Price | 126.60 | EUR/100 kg | - 0.0% | - 0.4% | - 4.8% | + 2.1% |


MARKET PRICES - MEMBER STATES

EUROPEAN COMMISSION
 Directorate-General for Agriculture and Rural Development
 G3. Animal Products



EGGS PRICE

DG-Agri-G3, Animal products



Week 16

0407 00 5LM

Source: Commission Implementing Regulation (EU) 2017/1185

EUR per 100 kg

| EGGS | | BE | BG | CZ | DK (*) | DE (*) | EE | EL | ES | FR | HR | IE | IT | CY | LV | LT | HU | MT | NL (*) | AT (*) | PL | PT | RO | SI | SK | FI | SE (*) | UK |
|----------------|---------|--------|--------|--------|--------|--------|--------|--------|--------|--------|--------|--------|--------|--------|--------|--------|--------|--------|--------|--------|--------|--------|--------|--------|--------|--------|--------|--------|
| Week beginning | Week N° | EUR | EUR | EUR | EUR | EUR | EUR | EUR | EUR | EUR | EUR | EUR | EUR | EUR | EUR | EUR | EUR | EUR | EUR | EUR | EUR | EUR | EUR | EUR | EUR | EUR | EUR | EUR |
| 29/10/2018 | 44 | 128.03 | 118.53 | 100.91 | 171.56 | 123.34 | 140.83 | 144.00 | 104.65 | 139.98 | 147.89 | 145.50 | 163.89 | 160.07 | 116.16 | 107.12 | 141.04 | 156.81 | 121.00 | 201.75 | 130.71 | 128.97 | 109.58 | 145.68 | 114.69 | 150.22 | 180.22 | 102.07 |
| 05/11/2018 | 45 | 128.03 | 113.55 | 106.31 | 171.59 | 128.12 | 146.19 | 143.47 | 106.06 | 140.62 | 151.72 | 145.50 | 168.25 | 160.07 | 118.95 | 104.73 | 141.47 | 156.81 | 125.00 | 199.59 | 130.47 | 130.95 | 110.72 | 141.97 | 117.00 | 152.63 | 195.15 | 103.41 |
| 12/11/2018 | 46 | 128.74 | 113.12 | 107.57 | 171.55 | 131.37 | 140.98 | 144.13 | 106.15 | 141.89 | 151.95 | 145.50 | 173.41 | 160.07 | 114.84 | 106.46 | 143.88 | 156.81 | 135.00 | 200.83 | 129.26 | 130.95 | 109.84 | 142.37 | 116.18 | 152.67 | 205.58 | 103.02 |
| 19/11/2018 | 47 | 129.78 | 117.90 | 106.84 | 171.54 | 133.94 | 139.98 | 143.11 | 105.44 | 144.90 | 148.49 | 145.50 | 173.41 | 160.07 | 116.68 | 108.65 | 145.25 | 156.81 | 135.00 | 200.33 | 130.26 | 130.95 | 110.03 | 133.88 | 118.22 | 151.56 | 194.90 | 101.81 |
| 26/11/2018 | 48 | 129.78 | 118.35 | 107.72 | 171.54 | 135.58 | 141.19 | 143.87 | 104.02 | 148.63 | 144.21 | 145.50 | 173.41 | 160.07 | 115.43 | 107.34 | 144.41 | 156.81 | 139.00 | 200.51 | 129.71 | 130.95 | 115.71 | 141.61 | 116.88 | 153.28 | 195.95 | 101.78 |
| 03/12/2018 | 49 | 128.35 | 115.49 | 108.16 | 171.51 | 139.72 | 134.41 | 143.07 | 101.76 | 148.16 | 151.39 | 145.50 | 173.81 | 160.07 | 117.26 | 108.05 | 149.34 | 153.85 | 140.00 | 200.75 | 132.66 | 130.95 | 115.84 | 140.54 | 117.70 | 150.39 | 196.06 | 101.44 |
| 10/12/2018 | 50 | 122.79 | 122.95 | 113.70 | 171.48 | 140.67 | 134.04 | 146.13 | 99.55 | 150.54 | 144.13 | 145.50 | (*) | 160.07 | 118.15 | 107.61 | 155.40 | 153.85 | 142.00 | 200.89 | (*) | 130.95 | 116.47 | 138.89 | 120.99 | 154.27 | 194.23 | 100.48 |
| 17/12/2018 | 51 | 122.79 | 125.14 | 112.34 | 171.42 | 141.95 | (*) | 143.47 | 98.28 | 151.49 | 143.14 | 145.50 | 177.38 | (*) | 118.49 | 108.53 | 150.84 | 153.85 | 143.00 | 203.60 | 132.65 | 130.95 | 116.53 | 140.71 | 121.32 | 157.24 | 199.45 | 100.27 |
| 24/12/2018 | 52 | 120.49 | 123.61 | 102.51 | 171.43 | 140.67 | 142.89 | 144.87 | 98.31 | 146.41 | 148.59 | 145.50 | 173.41 | 160.07 | 115.31 | 110.11 | 149.74 | 153.85 | 143.00 | 199.03 | 132.50 | 130.95 | 116.57 | 138.89 | 119.75 | 151.70 | 199.92 | 100.20 |
| 31/12/2018 | 1 | 116.05 | 116.14 | 100.78 | 171.41 | 134.76 | 136.67 | 141.64 | 95.11 | 143.87 | 147.35 | 145.50 | 173.41 | 160.07 | 112.22 | 109.04 | 146.98 | 172.68 | 139.00 | 200.86 | 127.41 | 123.68 | 114.07 | 142.92 | 113.17 | 149.00 | 201.79 | 100.41 |
| 07/01/2019 | 2 | 101.36 | 118.74 | 103.42 | 171.44 | 130.57 | 144.56 | 140.31 | 92.54 | 145.62 | 147.01 | 145.50 | 165.48 | 160.49 | 115.53 | 106.63 | 142.43 | 172.68 | 130.00 | 199.74 | 128.93 | 121.03 | 113.43 | 140.95 | 116.71 | 153.68 | 187.86 | 100.38 |
| 14/01/2019 | 3 | 95.49 | 112.47 | 100.54 | 171.48 | 128.02 | 143.42 | 141.64 | 95.11 | 143.31 | 143.80 | 145.50 | 161.51 | 160.49 | 112.96 | 107.34 | 141.48 | 172.68 | 129.00 | 200.02 | 126.32 | 119.71 | 111.78 | 140.72 | 117.10 | 152.05 | 187.29 | 101.74 |
| 21/01/2019 | 4 | 93.51 | 117.82 | 102.54 | 171.44 | 128.02 | 146.76 | 140.97 | 86.80 | 136.49 | 144.27 | 145.50 | 159.52 | 160.49 | 109.21 | 106.26 | 139.52 | 172.68 | 128.00 | 199.28 | 126.77 | 115.74 | 104.35 | 135.45 | 116.32 | 153.33 | 193.50 | 103.33 |
| 28/01/2019 | 5 | 95.01 | 113.51 | 100.97 | 171.46 | 127.59 | 146.95 | 141.07 | 84.88 | 132.52 | 147.89 | 145.50 | 159.52 | 160.49 | 104.77 | 99.47 | 146.38 | 159.36 | 128.00 | 198.72 | 129.29 | 113.76 | 108.73 | 132.53 | 118.98 | 162.72 | 193.89 | 103.49 |
| 04/02/2019 | 6 | 98.03 | 109.94 | 101.36 | 171.48 | 127.59 | 153.04 | 141.60 | 85.12 | 132.52 | 149.94 | 145.50 | 159.52 | 160.18 | 105.30 | 104.39 | 142.27 | 159.36 | 130.00 | 199.65 | 119.13 | 112.43 | 108.25 | 135.46 | 117.82 | 164.36 | 194.03 | 102.98 |
| 11/02/2019 | 7 | 101.52 | 108.95 | 102.31 | 171.53 | 128.38 | 144.67 | 140.40 | 85.66 | 130.06 | 151.50 | 145.50 | 162.30 | 160.18 | 103.15 | 106.00 | 139.40 | 159.36 | 132.00 | 200.51 | 122.56 | 109.13 | 105.21 | 133.95 | 117.59 | 166.43 | 192.13 | 102.94 |
| 18/02/2019 | 8 | 106.44 | 107.40 | 102.78 | 171.54 | 129.61 | 144.23 | 140.93 | 87.22 | 131.33 | 141.96 | 145.50 | 162.70 | 160.18 | 108.56 | 98.48 | 143.57 | 159.36 | 134.00 | 202.85 | 127.09 | 109.13 | 104.79 | 134.02 | 120.78 | 165.09 | 162.65 | 103.47 |
| 25/02/2019 | 9 | 109.06 | 116.91 | 103.62 | 171.55 | 132.07 | 143.34 | 140.27 | 87.83 | 132.28 | 139.01 | 145.50 | 166.67 | 160.18 | 105.27 | 109.35 | 138.66 | 163.94 | 135.00 | 202.40 | 123.02 | 109.13 | 104.82 | 136.84 | 113.49 | 168.25 | 182.70 | 104.78 |
| 04/03/2019 | 10 | 110.57 | 110.59 | 106.16 | 171.56 | 132.07 | 143.08 | 141.07 | 87.93 | 131.25 | 147.92 | 145.50 | 166.67 | 160.18 | 118.42 | 107.39 | 139.09 | 163.94 | 135.00 | 202.59 | 125.22 | 109.13 | 103.49 | 134.67 | 121.58 | 167.04 | 188.70 | 105.07 |
| 11/03/2019 | 11 | 111.60 | 109.78 | 107.77 | 171.55 | 132.44 | 142.65 | 142.93 | 89.40 | 126.57 | 141.05 | 145.50 | 163.89 | 160.18 | 114.83 | 107.07 | 137.40 | 163.94 | 137.00 | 201.33 | 128.72 | 109.13 | 103.20 | 140.79 | 115.86 | 164.79 | 191.42 | 105.33 |
| 18/03/2019 | 12 | 113.58 | 107.67 | 110.12 | 171.52 | 132.07 | 147.43 | 141.73 | 90.64 | 124.27 | 139.55 | 144.84 | 163.49 | 160.18 | 113.46 | 109.08 | 136.60 | 163.94 | 138.00 | 202.79 | 126.47 | 109.13 | 102.41 | 141.74 | 115.76 | 162.88 | 175.35 | 105.14 |
| 25/03/2019 | 13 | 114.62 | 111.94 | 106.27 | 171.47 | 132.57 | 142.12 | 143.73 | 90.85 | 121.33 | 135.80 | 144.84 | 163.49 | 160.18 | 118.67 | 112.56 | 132.14 | 163.94 | 139.00 | 203.46 | 121.66 | 109.13 | 98.36 | 142.48 | 112.60 | 166.98 | 180.55 | 105.52 |
| 01/04/2019 | 14 | 113.50 | 108.48 | 108.52 | 171.48 | 131.71 | 141.14 | 142.27 | 89.81 | 122.04 | 139.28 | 144.84 | 163.49 | 160.18 | 115.68 | 113.22 | 137.09 | 163.94 | 139.00 | 203.50 | 113.82 | 109.13 | 96.30 | 143.95 | 108.09 | 165.55 | 193.83 | 105.34 |
| 08/04/2019 | 15 | 112.71 | 115.13 | 106.99 | 171.47 | 130.48 | 140.38 | 143.60 | 90.10 | 121.41 | 135.04 | 144.84 | 165.08 | 160.18 | 114.87 | 116.54 | 138.21 | (*) | 137.00 | 203.37 | 125.83 | 109.13 | 96.06 | 145.06 | 108.38 | 164.32 | 195.59 | (*) |
| 15/04/2019 | 16 | 108.19 | 115.13 | 106.13 | 171.46 | 128.88 | 143.18 | (*) | 88.54 | 121.49 | 132.19 | 144.84 | 165.87 | 160.18 | 113.76 | 111.94 | 154.78 | (*) | 133.00 | 204.38 | 131.58 | 109.13 | 95.98 | 137.47 | 109.81 | 166.24 | 196.80 | (*) |

| EU (weighted avg.) | |
|--------------------|--------------------------|
| EURO | Compare to previous week |
| 129.27 | + 1.9% |
| 131.50 | + 1.7% |
| 133.71 | + 1.7% |
| 134.19 | + 0.4% |
| 135.37 | + 0.9% |
| 135.93 | + 0.4% |
| 136.47 | + 0.4% |
| 137.17 | + 0.5% |
| 135.49 | - 1.2% |
| 132.74 | - 2.0% |
| 129.92 | - 2.1% |
| 128.56 | - 1.1% |
| 126.22 | - 1.8% |
| 125.93 | - 0.2% |
| 125.32 | - 0.5% |
| 125.72 | + 0.3% |
| 126.50 | + 0.6% |
| 127.81 | + 1.0% |
| 128.11 | + 0.2% |
| 127.79 | - 0.3% |
| 127.17 | - 0.5% |
| 126.50 | - 0.5% |
| 125.88 | - 0.5% |
| 126.64 | + 0.6% |
| 126.60 | - 0.0% |

| | BE | BG | CZ | DK | DE | EE | EL | ES | FR | HR | IE | IT | CY | LV | LT | HU | MT | NL | AT | PL | PT | RO | SI | SK | FI | SE | UK |
|---------------|-------|-------|-------|-------|-------|-------|----|--------|--------|--------|-------|--------|-------|-------|-------|--------|----|--------|-------|--------|--------|--------|-------|--------|--------|--------|----|
| Change 1 week | -4.0% | +0.0% | -0.8% | -0.0% | -1.2% | +2.0% | | -1.7% | +0.1% | -2.1% | +0.0% | +0.5% | +0.0% | -1.0% | -3.9% | +12.0% | | -2.9% | +0.5% | +4.6% | +0.0% | -0.1% | -5.2% | +1.3% | +1.2% | +0.6% | |
| Change 4 week | -4.7% | +6.9% | -3.6% | -0.0% | -2.4% | -2.9% | | -2.3% | -2.2% | -5.3% | +0.0% | +1.5% | +0.0% | +0.3% | +2.6% | +13.3% | | -3.6% | +0.8% | +4.0% | +0.0% | -6.3% | -3.0% | -5.1% | +2.1% | +12.2% | |
| Change 1 year | -1.7% | -1.9% | +2.1% | -0.2% | +2.6% | +7.5% | | -13.7% | -15.9% | -15.8% | -3.7% | -10.3% | -9.2% | +7.1% | +6.0% | +17.0% | | +22.0% | +2.6% | -13.1% | -11.3% | -19.5% | -4.3% | -10.4% | +12.0% | +9.9% | |

| EU (weighted avg.) |
|--------------------|
| -0.0% |
| -0.4% |
| -4.8% |

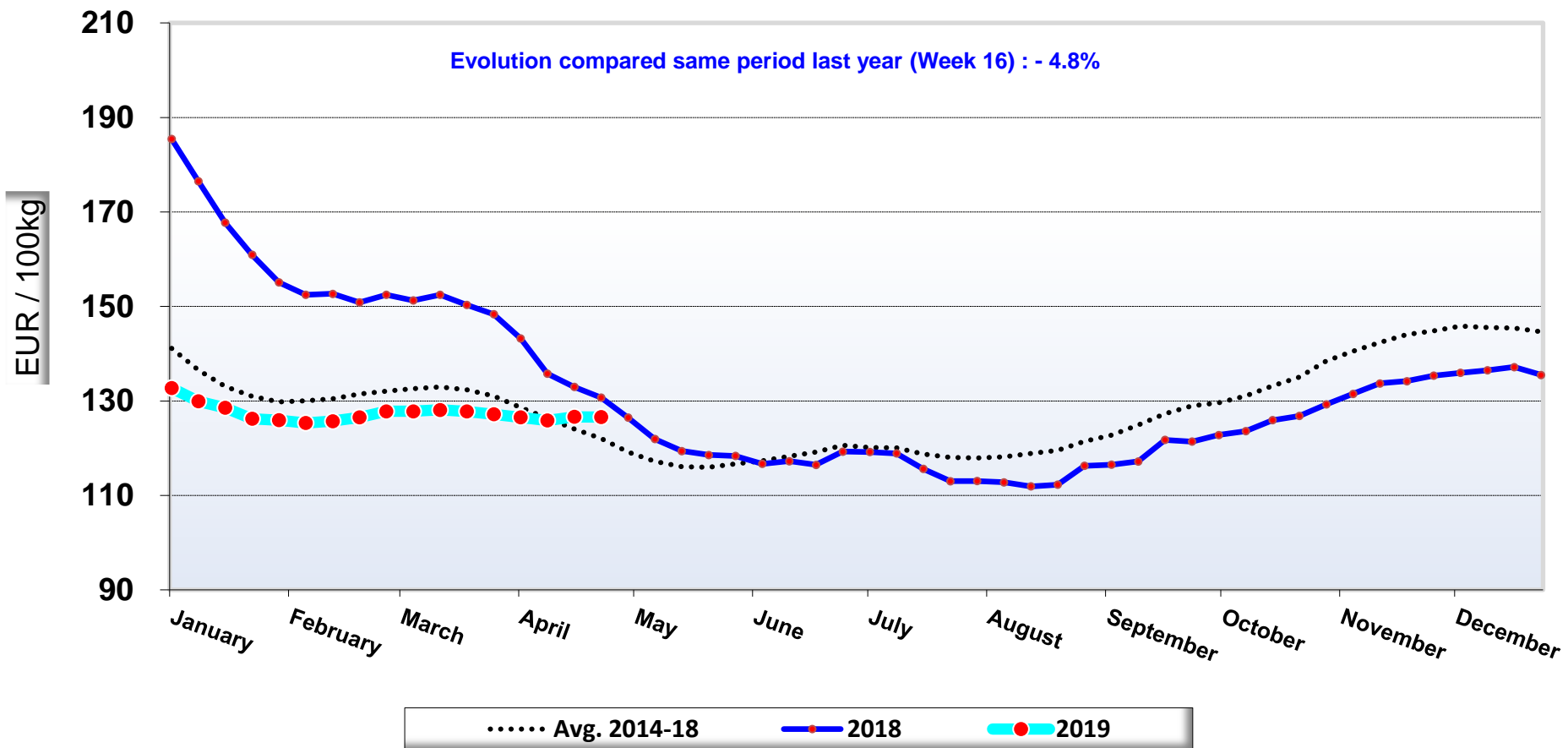
(*) Data unavailable

(*) Prices for Class A barn eggs

c Confidential

Evolution of the weekly EU average price for **Class A eggs** in packing stations

Latest price ==> 126.60 EUR/100 kg



Source: MSs notifications (Commission Implementing Regulation (EC) 2017/1185)

Monthly Market Prices for Eggs (L&M) in the E.U.

| By 100 kg | | March | April | May | June | July | August | September | October | November | December | January | February | March | change -1 year |
|----------------|------------|---------------|---------------|---------------|---------------|---------------|---------------|---------------|---------------|---------------|---------------|---------------|---------------|---------------|----------------|
| Belgium | EUR | 127.36 | 113.06 | 92.56 | 95.51 | 98.17 | 88.51 | 101.23 | 119.82 | 128.90 | 123.76 | 100.29 | 102.26 | 112.25 | -11.9% |
| Bulgaria | EUR | 128.74 | 117.57 | 95.81 | 107.54 | 116.84 | 116.73 | 117.77 | 113.80 | 115.93 | 121.39 | 115.94 | 110.44 | 110.66 | -14.0% |
| Bulgaria | BGN | 251.80 | 229.94 | 187.38 | 210.32 | 228.51 | 228.30 | 230.34 | 222.56 | 226.73 | 237.42 | 226.75 | 215.99 | 216.44 | -14.0% |
| Czechia | EUR | 113.75 | 104.54 | 98.90 | 93.86 | 97.87 | 98.45 | 100.18 | 102.42 | 106.24 | 108.81 | 101.74 | 102.23 | 107.20 | -5.8% |
| Czechia | CZK | 2891.84 | 2651.81 | 2533.27 | 2419.90 | 2531.39 | 2528.21 | 2567.01 | 2643.46 | 2754.97 | 2812.52 | 2609.48 | 2630.38 | 2752.60 | -4.8% |
| Denmark | EUR | 171.84 | 171.85 | 171.84 | 171.83 | 166.91 | 171.69 | 171.62 | 169.17 | 171.56 | 171.46 | 171.45 | 171.52 | 171.53 | -0.2% |
| Denmark | DKK | 1280.00 | 1280.00 | 1280.00 | 1280.00 | 1243.87 | 1280.00 | 1280.00 | 1261.94 | 1280.00 | 1280.00 | 1280.00 | 1280.00 | 1280.00 | |
| Germany | EUR | 191.88 | 133.53 | 113.28 | 107.46 | 103.36 | 100.19 | 110.80 | 120.44 | 130.84 | 140.23 | 129.84 | 128.93 | 132.27 | -31.1% |
| Estonia | EUR | 134.85 | 133.46 | 118.68 | 100.71 | 97.38 | 116.58 | 123.14 | 130.41 | 141.98 | 136.67 | 143.58 | 146.71 | 143.77 | +6.6% |
| Ireland | EUR | 150.46 | 150.46 | 150.46 | 148.31 | 146.94 | 147.26 | 143.74 | 145.50 | 145.50 | 145.50 | 145.50 | 145.50 | 145.20 | -3.5% |
| Greece | EUR | 144.29 | 145.59 | 144.51 | 143.49 | 144.78 | 145.07 | 144.15 | 143.52 | 143.68 | 144.26 | 141.11 | 140.77 | 140.40 | -2.7% |
| Spain | EUR | 116.60 | 103.99 | 90.22 | 88.75 | 87.14 | 84.42 | 90.71 | 97.62 | 105.41 | 99.63 | 91.33 | 86.14 | 89.52 | -23.2% |
| France | EUR | 168.53 | 148.41 | 117.99 | 107.36 | 106.64 | 102.54 | 116.19 | 128.92 | 143.16 | 148.95 | 141.01 | 131.57 | 126.48 | -25.0% |
| Croatia | EUR | 156.46 | 154.94 | 152.51 | 151.22 | 150.77 | 146.08 | 144.92 | 148.26 | 149.26 | 146.66 | 145.85 | 146.55 | 140.88 | -10.0% |
| Croatia | HRK | 1163.77 | 1149.87 | 1127.46 | 1116.42 | 1115.26 | 1084.58 | 1076.77 | 1100.80 | 1108.85 | 1086.20 | 1083.29 | 1086.69 | 1045.45 | -10.2% |
| Italy | EUR | 196.07 | 188.27 | 178.53 | 180.98 | 176.35 | 164.77 | 162.41 | 162.72 | 170.94 | 174.49 | 164.00 | 162.03 | 164.61 | -16.0% |
| Cyprus | EUR | 176.41 | 175.88 | 166.05 | 164.40 | 160.28 | 160.07 | 147.47 | 160.07 | 160.07 | 160.07 | 160.41 | 160.21 | 160.18 | -9.2% |
| Latvia | EUR | 128.51 | 108.65 | 103.75 | 96.70 | 100.26 | 110.04 | 106.23 | 113.56 | 116.50 | 117.02 | 111.49 | 105.52 | 115.27 | -10.3% |
| Lithuania | EUR | 113.48 | 104.90 | 93.79 | 93.53 | 95.48 | 96.99 | 100.46 | 107.78 | 106.80 | 108.51 | 106.25 | 103.50 | 109.06 | -3.9% |
| Hungary | EUR | 163.30 | 147.28 | 135.22 | 119.73 | 117.67 | 123.79 | 127.34 | 136.83 | 143.34 | 150.74 | 142.95 | 141.80 | 136.53 | -16.4% |
| Hungary | HUF | 50993.27 | 45920.52 | 42787.32 | 38592.90 | 38219.59 | 39976.14 | 41347.40 | 44302.56 | 46203.81 | 48654.42 | 45744.60 | 45077.09 | 43153.87 | -15.4% |
| Malta | EUR | 171.41 | 170.98 | 156.11 | 163.44 | 167.68 | 167.96 | 160.36 | 163.09 | 156.81 | 154.65 | 170.96 | 168.92 | 226.25 | +32.0% |
| Netherlands | EUR | 126.52 | 112.00 | 90.65 | 92.70 | 91.39 | 82.58 | 95.60 | 114.68 | 131.47 | 141.71 | 130.81 | 132.00 | 137.03 | +8.3% |
| Austria | EUR | 198.68 | 200.23 | 195.40 | 195.41 | 195.73 | 192.55 | 191.89 | 195.38 | 200.49 | 201.02 | 199.78 | 200.96 | 202.53 | +1.9% |
| Poland | EUR | 153.57 | 150.78 | 143.44 | 130.48 | 128.93 | 126.91 | 133.58 | 130.15 | 130.05 | 132.20 | 127.61 | 123.62 | 125.27 | -18.4% |
| Poland | PLN | 646.09 | 632.42 | 613.76 | 561.46 | 558.21 | 543.94 | 574.18 | 560.01 | 559.69 | 567.17 | 547.77 | 533.40 | 538.63 | -16.6% |
| Portugal | EUR | 135.58 | 124.16 | 120.46 | 116.67 | 116.14 | 112.43 | 118.30 | 125.83 | 130.69 | 130.72 | 119.11 | 110.45 | 109.13 | -19.5% |
| Romania | EUR | 122.72 | 119.37 | 93.93 | 88.37 | 95.99 | 101.69 | 103.52 | 103.87 | 111.03 | 116.24 | 110.53 | 106.19 | 102.15 | -16.8% |
| Romania | RON | 572.03 | 556.10 | 436.10 | 411.87 | 446.48 | 472.16 | 481.10 | 484.58 | 517.53 | 540.81 | 519.45 | 504.29 | 485.58 | -15.1% |
| Slovenia | EUR | 143.77 | 148.95 | 136.44 | 134.40 | 132.78 | 137.08 | 141.31 | 143.24 | 140.61 | 139.98 | 138.95 | 134.61 | 139.62 | -2.9% |
| Slovakia | EUR | 130.38 | 120.35 | 111.74 | 97.51 | 100.51 | 103.89 | 110.28 | 114.29 | 116.77 | 119.52 | 116.32 | 118.01 | 116.16 | -10.9% |
| Finland | EUR | 149.49 | 150.14 | 152.76 | 152.47 | 152.91 | 151.09 | 152.92 | 151.61 | 152.18 | 153.25 | 153.49 | 165.44 | 165.70 | +10.8% |
| Sweden | EUR | 183.33 | 181.81 | 179.90 | 180.59 | 182.28 | 181.30 | 184.79 | 184.36 | 195.67 | 197.46 | 192.48 | 184.08 | 183.88 | +0.3% |
| Sweden | SEK | 1861.97 | 1884.17 | 1862.32 | 1855.47 | 1882.06 | 1894.23 | 1933.03 | 1913.16 | 2014.80 | 2030.26 | 1975.68 | 1929.39 | 1932.32 | +3.8% |
| United Kingdom | EUR | 104.90 | 104.59 | 102.82 | 102.77 | 101.70 | 100.72 | 101.10 | 102.41 | 102.50 | 100.67 | 101.76 | 103.40 | 105.22 | +0.3% |
| United Kingdom | GBP | 92.58 | 91.24 | 90.23 | 90.23 | 90.23 | 90.26 | 90.32 | 90.32 | 90.32 | 90.32 | 90.32 | 90.32 | 90.32 | -2.4% |
| EU | EUR | 150.91 | 135.78 | 121.01 | 117.46 | 116.59 | 113.14 | 119.08 | 125.31 | 133.09 | 136.21 | 128.91 | 126.22 | 127.48 | -15.5% |

Annual Market Prices for Eggs (L&M) in the E.U.

By 100 KG

| | 2014 | 2015 | 2016 | 2017 | 2018 | 2018/2017 |
|-----------|---------------|---------------|---------------|---------------|---------------|---------------|
| BE | 99.21 | 108.07 | 92.72 | 131.22 | 114.06 | - 13.1% |
| BG | 110.73 | 115.64 | 107.64 | 126.41 | 118.04 | - 6.6% |
| CZ | 104.37 | 107.86 | 95.76 | 130.25 | 108.40 | - 16.8% |
| DK | 171.70 | 171.61 | 171.97 | 172.07 | 171.20 | - 0.5% |
| DE | 111.95 | 118.66 | 107.47 | 155.73 | 138.66 | - 11.0% |
| EE | 122.34 | 116.65 | 111.05 | 115.04 | 125.25 | + 8.9% |
| IE | 138.97 | 138.60 | 137.35 | 136.12 | 148.23 | + 8.9% |
| EL | 158.22 | 161.00 | 148.88 | 137.75 | 144.39 | + 4.8% |
| ES | 106.25 | 101.07 | 83.91 | 115.54 | 100.81 | - 12.7% |
| FR | 105.64 | 116.02 | 110.06 | 137.25 | 138.02 | + 0.6% |
| HR | 161.04 | 164.56 | 162.29 | 159.96 | 152.23 | - 4.8% |
| IT | 208.08 | 180.18 | 149.98 | 186.51 | 180.84 | - 3.0% |
| CY | 176.15 | 176.17 | 176.14 | 176.41 | 165.32 | - 6.3% |
| LV | 120.04 | 116.81 | 101.36 | 122.13 | 115.34 | - 5.6% |
| LT | 109.09 | 109.29 | 102.44 | 110.89 | 104.41 | - 5.8% |
| HU | 122.39 | 129.47 | 120.26 | 159.97 | 145.01 | - 9.3% |
| MT | 144.10 | 150.39 | 157.33 | 167.33 | 165.13 | - 1.3% |
| NL | 100.83 | 109.93 | 93.08 | 129.05 | 113.13 | - 12.3% |
| AT | 172.26 | 161.56 | 168.71 | 175.73 | 196.55 | + 11.9% |
| PL | 125.03 | 134.52 | 125.75 | 149.81 | 142.76 | - 4.7% |
| PT | 114.07 | 120.49 | 102.69 | 130.92 | 127.38 | - 2.7% |
| RO | 102.69 | 102.78 | 97.23 | 127.26 | 110.44 | - 13.2% |
| SI | 142.74 | 141.41 | 137.07 | 141.07 | 140.60 | - 0.3% |
| SK | 107.55 | 110.91 | 98.95 | 130.45 | 116.18 | - 10.9% |
| FI | 142.88 | 151.90 | 141.89 | 135.58 | 151.45 | + 11.7% |
| SE | 199.59 | 202.45 | 195.80 | 191.30 | 185.38 | - 3.1% |
| UK | 137.53 | 145.22 | 112.58 | 104.43 | 102.60 | - 1.8% |
| EU | 127.57 | 128.88 | 113.83 | 140.92 | 132.67 | - 2.7% |